
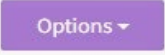



ROLE CHANGE

Step 1	Step 2	Step 3
<ul style="list-style-type: none">Go to www.nadyouth.comClick on Secretary Tab – Select C007 Members 	<ul style="list-style-type: none">Click on the Option Tab next to the name  and select Change Data Tab.	<ul style="list-style-type: none">Click on the Role Tab and select the appropriate role from the dropdown.  <ul style="list-style-type: none">Check the box <p>*I accept the Terms: <input type="checkbox"/></p> <ul style="list-style-type: none">Click on the Save Tab. 