

# FLORIDA CONFERENCE TREASURY UPDATES FOR TREASURERS

MARCH 30, 2023



- Insurance Billing Process
  - Delay in billing
  - Revised property values
  - Safety credits will be applied
  - Make payment(s)
- Hurricane Ian assistance checks were sent. Unfortunately, a letter explaining what the check was for was not sent. Sorry for any confusion.

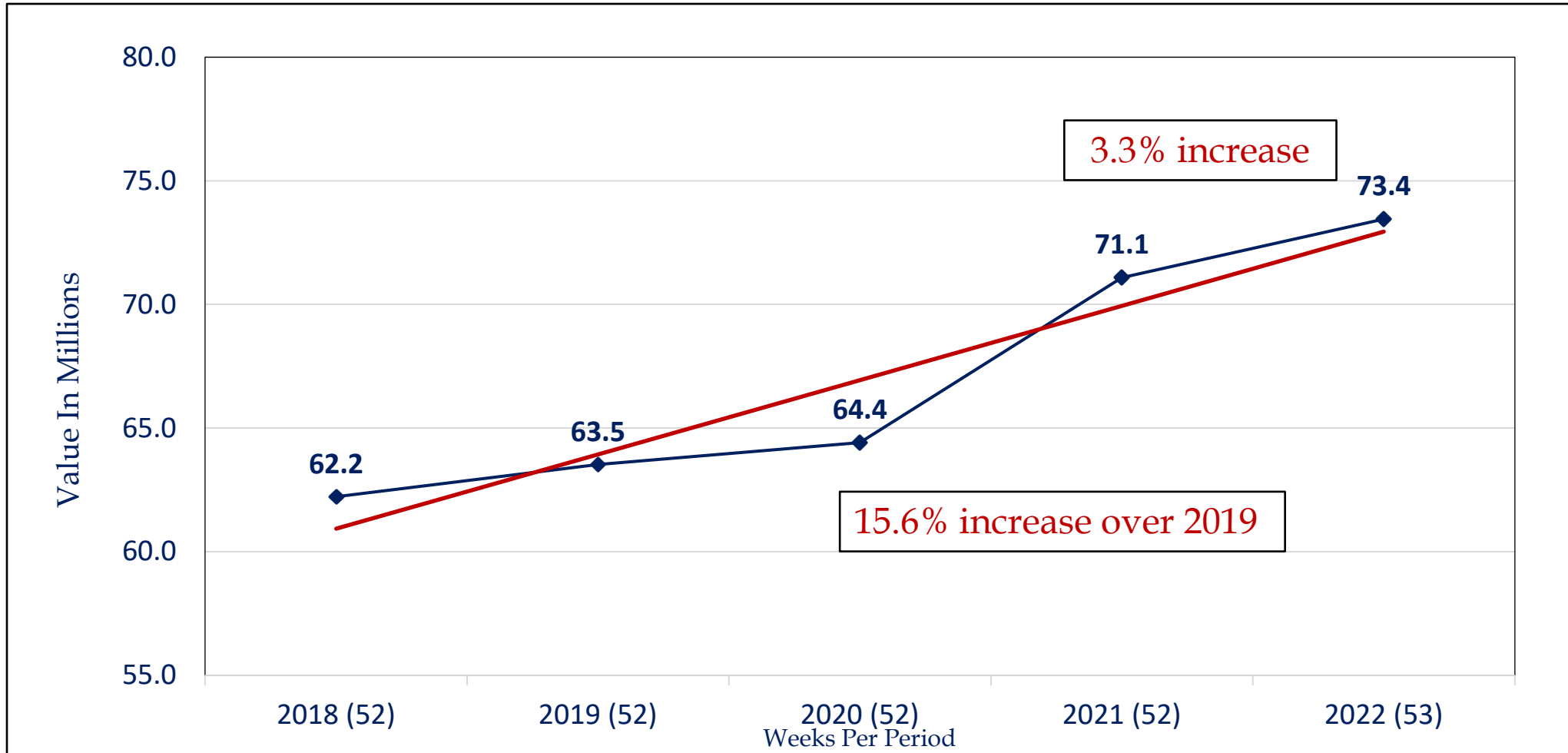


# Tithes and Offerings



# TOTAL TITHE YTD COMPARISON

## December 31, 2022

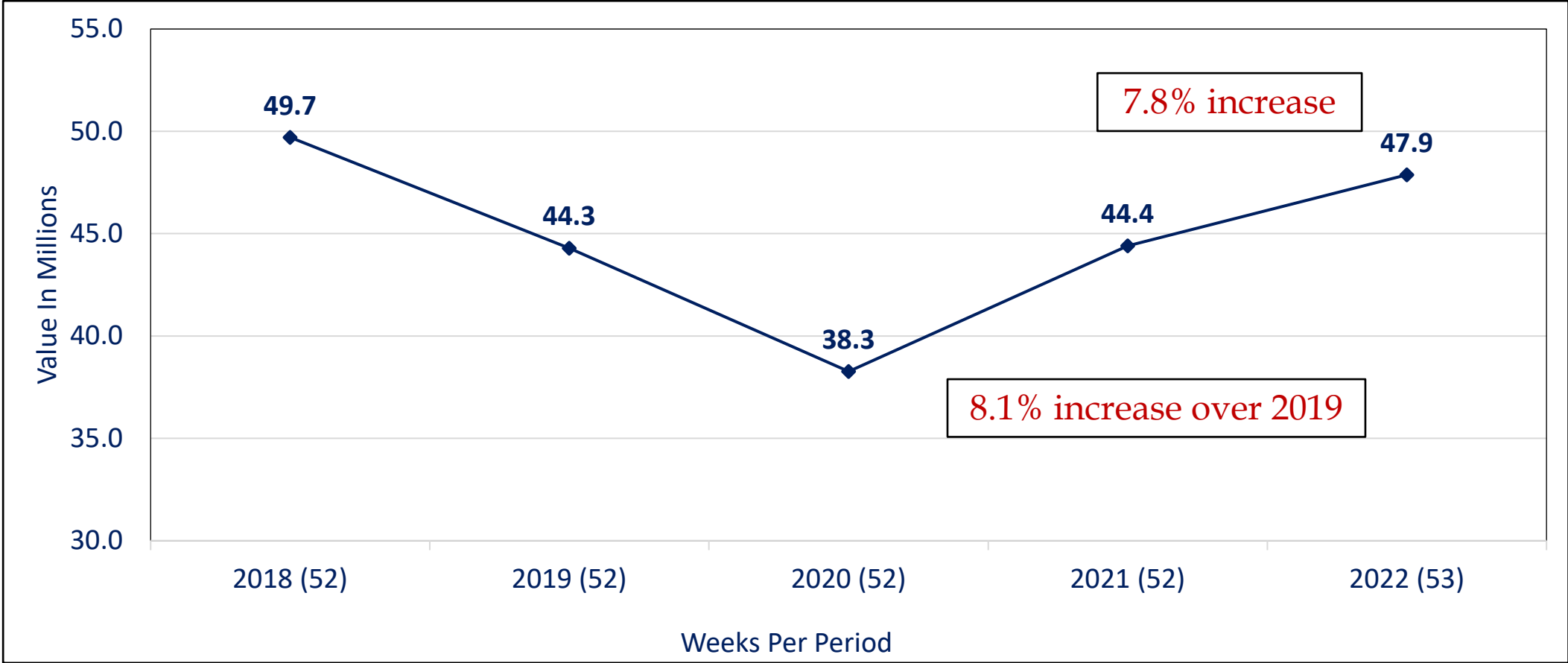


\* Data for each year is given from December 31



# TOTAL LOCAL CHURCH OFFERING YTD COMPARISON

## December 31, 2022



\* Data for each year is given from December 31



NAD 2.1% Gain

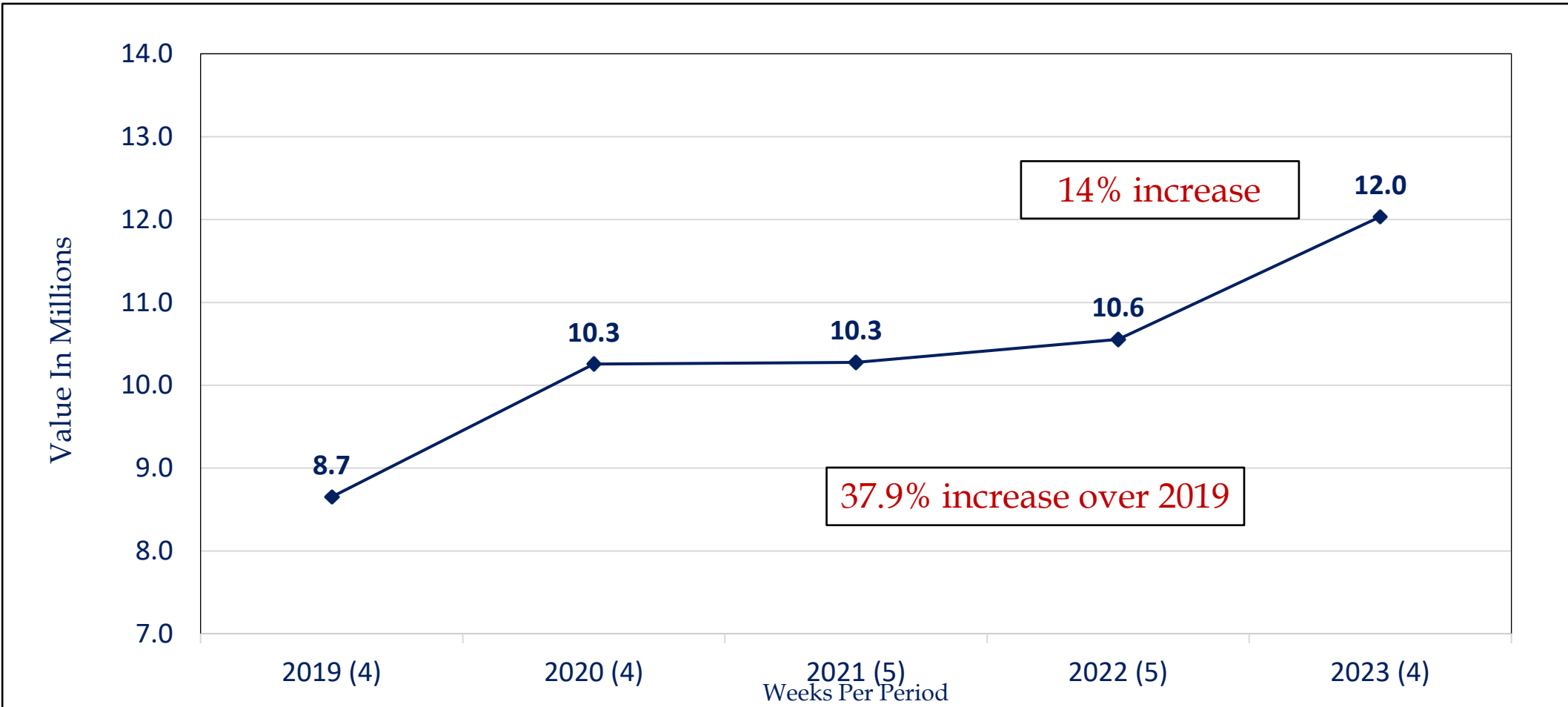
Seventh-day Adventist Church  
 Southern Union Conference  
 Comparative Tithe and Mission Statement  
 December 2022

Code	Entity Name	# Of Rep.	Membership		Tithe						
									Per Capita		
			2022	2021	2022	2021	Gain/Loss	%	2022	2021	%
<b>ANT111 Southern Union Conference</b>											
ANT811	Carolina Conference	12	25,479	24,604	31,373,362.98	28,879,825.49	2,493,537.49	8.63	1,231.34	1,173.79	4.90
ANTB11	Florida Conference of SDA	12	68,238	66,474	73,448,167.26	71,087,660.24	2,360,507.02	3.32	1,076.35	1,069.41	0.64
ANTF11	Georgia-Cumberland Conferenc...	12	44,701	43,373	67,542,819.39	63,077,474.78	4,465,344.61	7.07	1,510.99	1,454.30	3.89
ANTG11	Gulf States Conf Association...	12	12,886	12,958	13,912,705.53	13,439,137.81	473,567.72	3.52	1,079.68	1,037.13	4.10
ANTI11	Kentucky-Tennessee Conferenc...	12	16,460	16,129	20,459,611.44	19,391,526.88	1,068,084.56	5.50	1,242.99	1,202.28	3.38
ANTM11	South Atlantic Conference	12	35,667	55,027	27,969,377.21	26,368,587.14	1,600,790.07	6.07	784.18	479.19	63.64
ANTP11	South Central Conference	12	28,516	39,007	24,640,635.07	23,425,717.04	1,214,918.03	5.18	864.10	600.55	43.88
ANTT11	Southeastern Conference (Flo...	12	45,430	59,844	30,803,352.75	28,790,029.57	2,013,323.18	6.99	678.04	481.08	40.93
	<b>Totals</b>		<b>277,377</b>	<b>317,416</b>	<b>290,150,031.63</b>	<b>274,459,958.95</b>	<b>15,690,072.68</b>	<b>5.71</b>	<b>1,046.05</b>	<b>864.67</b>	<b>20.98</b>
	<b>TOTAL</b>		<b>277,377</b>	<b>317,416</b>	<b>290,150,031.63</b>	<b>274,459,958.95</b>	<b>15,690,072.68</b>	<b>5.72</b>	<b>1,046.05</b>	<b>864.67</b>	<b>20.98</b>



# TOTAL TITHE YTD COMPARISON

## FEBRUARY 28, 2023 \*

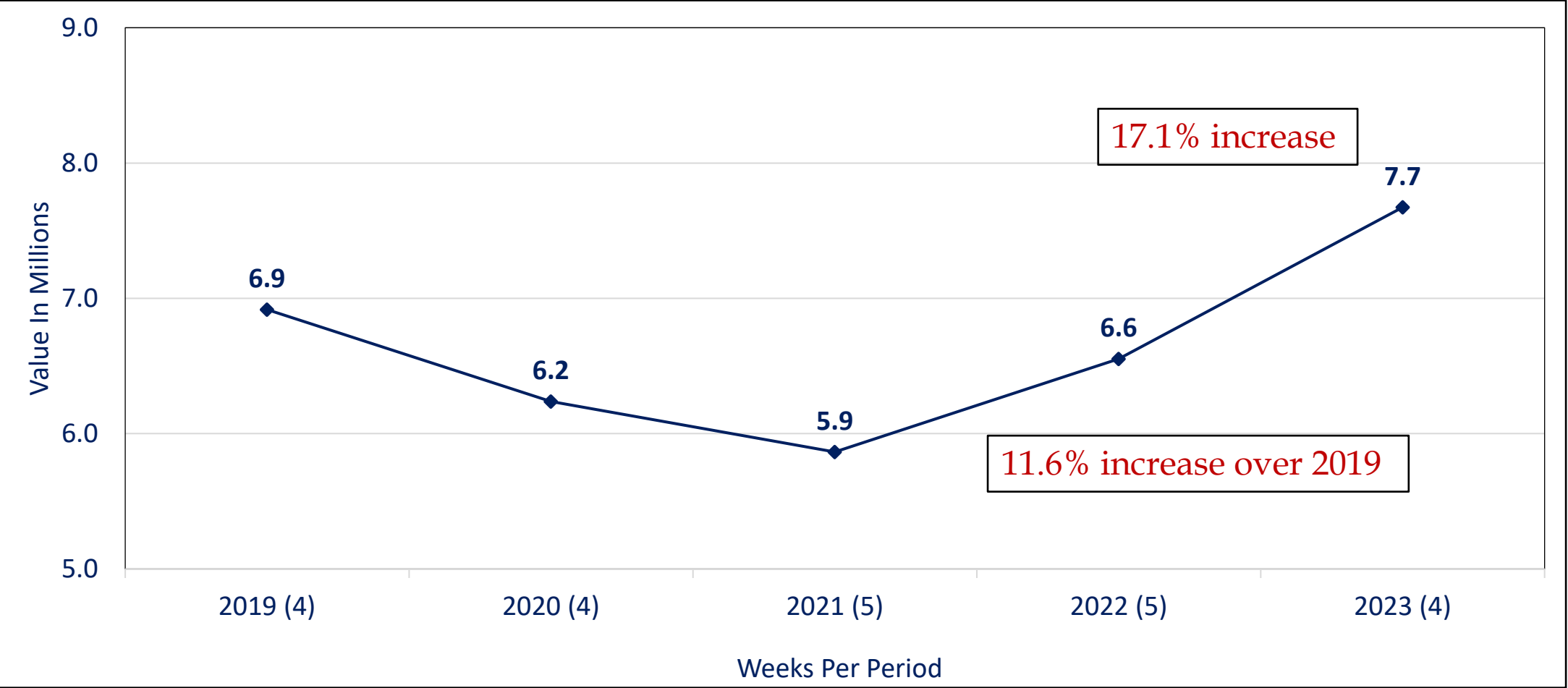


\* Data for each year is given from February 28



# TOTAL LOCAL CHURCH OFFERING YTD COMPARISON

February 28, 2023\*



\* Data for each year is given from February 28



NAD 11.5% Gain

Seventh-day Adventist Church  
 Southern Union Conference  
**Comparative Tithe and Mission Statement**  
**February 2023**

Entity Name	# Of Rep.	Membership		Tithe						
							Per Capita			
		2023	2022	2023	2022	Gain/Loss	%	2023	2022	%
<b>11 Southern Union Conference</b>										
Carolina Conference	2	25,479	25,479	4,956,372.83	4,304,170.04	652,202.79	15.15	194.53	168.93	15.15
Florida Conference of SDA	2	68,238	68,238	12,033,433.28	10,553,583.44	1,479,849.84	14.02	176.35	154.66	14.02
Georgia-Cumberland Conferenc...	2	44,701	44,701	9,794,020.70	8,909,660.86	884,359.84	9.92	219.10	199.32	9.92
Gulf States Conf Association...	2	12,886	12,886	1,800,306.96	1,662,016.73	138,290.23	8.32	139.71	128.98	8.32
Kentucky-Tennessee Conferenc...	2	16,460	16,460	2,882,006.19	2,419,430.90	462,575.29	19.11	175.09	146.99	19.11
South Atlantic Conference	2	35,667	35,667	4,548,918.59	4,039,553.00	509,365.59	12.60	127.54	113.26	12.60
South Central Conference	2	28,516	28,516	3,971,963.27	3,636,041.59	335,921.68	9.23	139.29	127.51	9.23
Southeastern Conference (Flo...	2	45,430	45,430	5,145,902.72	4,667,150.11	478,752.61	10.25	113.27	102.73	10.25
<b>Totals</b>		<b>277,377</b>	<b>277,377</b>	<b>45,132,924.54</b>	<b>40,191,606.67</b>	<b>4,941,317.87</b>	<b>12.29</b>	<b>162.71</b>	<b>144.90</b>	<b>12.29</b>
<b>TOTAL</b>		<b>277,377</b>	<b>277,377</b>	<b>45,132,924.54</b>	<b>40,191,606.67</b>	<b>4,941,317.87</b>	<b>12.29</b>	<b>162.71</b>	<b>144.90</b>	<b>12.29</b>



THANK YOU!  
THANK YOU!!  
THANK YOU!!!

