

YMMS - How to...

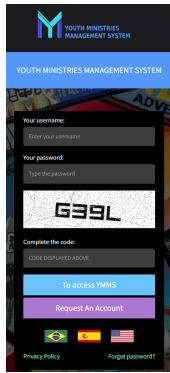
Check Class Level Progress for Club Directors/Secretaries



Let's get started!

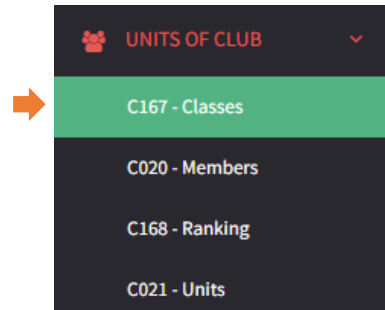
Step 1

Director/Secretary:
Log into your account at
www.nadyouth.com



Step 2

On the left-hand side menu, go
to "Units of Club" and click on
Classes



Two Options to

Check Progress by:

A

Group of Children
All in one Class Level

And then

Individual Child
within that Class Level

OR

B

Individual Child's
Progress for
ALL Class Levels they have
participated in

And then

Individual Class Level

A

Class Level Progress


(Group of Children)

After Step 2, you will see a section called **CLASSES**

Click on the blue "i" button under the Column called Members



Here you will see the list of who is in the class and
the progress percentage of each member



Click the green " " button under the column titled "Card"
to view the member's card

B

Class Level Progress

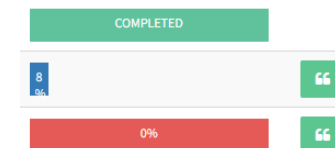
(Individual Child)

After Step 2 Scroll Down to the section called **MEMBERS**

Click on the blue "i" button under the Column called Card



Here you will see the progress of the Club Member
for all Class Levels at once.



If you are interested in a particular Class Level

click the green " " button