



FLORIDA CONFERENCE OF SDA

Treasury Updates

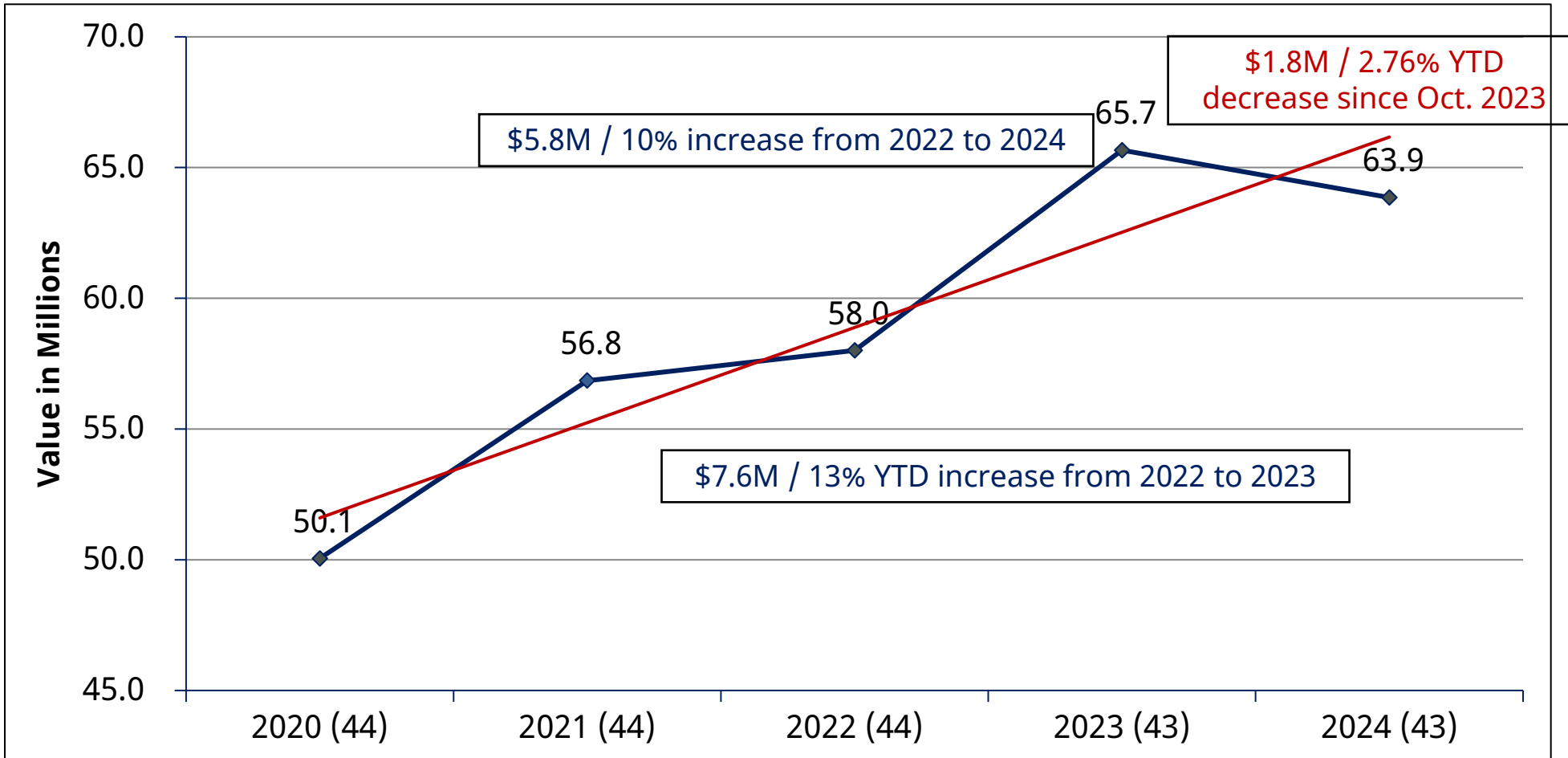
Treasurers Meeting
December 12, 2024





YTD TITHE COMPARISON

October 31, 2024





OUTSTANDING REMITTANCES

November 2024

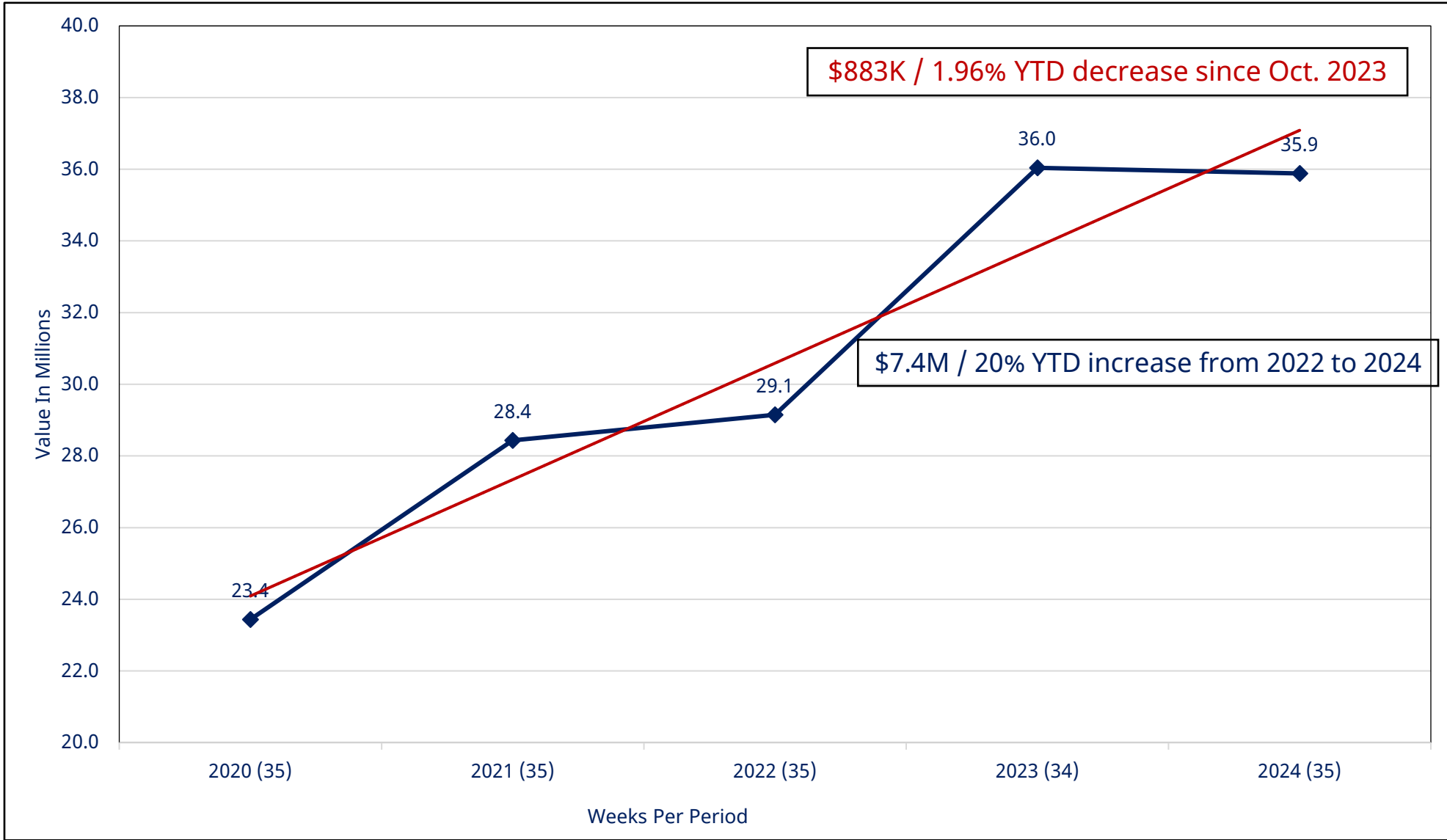
If you have not yet submitted your November tithe and offering remittance, please strive your best to submit it by Sunday night so they can be included in the period.





LOCAL CHURCH YTD OFFERING COMPARISON

October 31, 2024





NAD 2.35% decrease

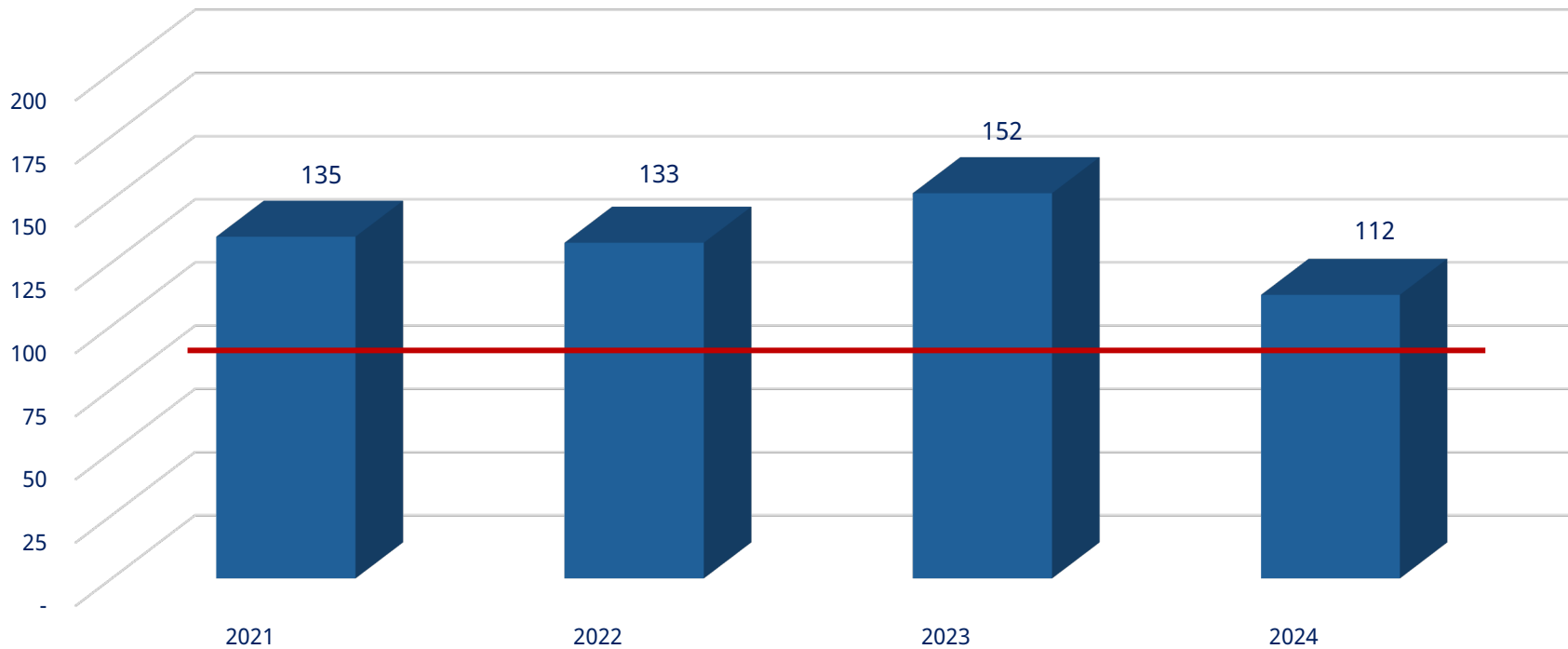
Seventh-day Adventist Church
Southern Union Conference
Comparative Tithe and Mission Statement
October 2024

Entity Name	# Of Rep.	Membership		Tithe					
						Per Capita			
		2024	2023	2024	2023	Gain/Loss	%	2024	2023
Southern Union Conference									
Carolina Conference	10	27,053	26,366	27,329,185.20	27,842,660.90	(513,475.70)	(1.84)	1,010.21	1,056.01
Florida Conference of SDA	10	72,648	70,943	63,850,299.96	65,664,097.47	(1,813,797.51)	(2.76)	878.90	925.59
Georgia-Cumberland Conferenc...	10	47,511	46,272	57,214,205.08	57,203,106.68	11,098.40	0.01	1,204.23	1,236.24
Gulf States Conf Association...	10	13,000	13,162	11,067,201.68	12,363,966.87	(1,296,765.19)	(10.48)	851.32	939.37
Kentucky-Tennessee Conferenc...	10	17,298	17,040	17,011,608.98	17,904,814.46	(893,205.48)	(4.98)	983.44	1,050.75
South Atlantic Conference	10	37,549	36,750	24,202,986.49	24,663,755.99	(460,769.50)	(1.86)	644.57	671.12
South Central Conference	10	29,848	29,240	20,171,089.46	21,352,982.32	(1,181,892.86)	(5.53)	675.79	730.27
Southeastern Conference (Flo...	10	48,457	46,697	26,508,999.47	27,695,324.20	(1,186,324.73)	(4.28)	547.06	593.09
Totals		293,364	286,470	247,355,576.32	254,690,708.89	(7,335,132.57)	(2.88)	843.17	889.07
TOTAL		293,364	286,470	247,355,576.32	254,690,708.89	(7,335,132.57)	(2.88)	843.17	889.07





CONFERENCE OPERATING DAYS CASH ON HAND INCLUDING REMITTANCES A/R & RESERVES DECEMBER 31*



- 90 Day Conference required / minimum needed for a financially healthy organization
- **112 Days = 3.7 months**
- 180 Days = Goal NOTE: \$15.6M needed to meet this goal

* Data for 2024 is given from the current period of October 31





CONFERENCE OPERATING INCOME STATEMENT: ACTUAL VS. BUDGET

October 31, 2024

	OPERATING FUND			
	Actual 10/31/2024	Budget 10/31/2024	Diff \$	Diff %
(Values in Thousands)				
INCOME	67,570	71,270	(3,700)	-5.2%
EXPENSE	70,789	73,236	(2,447)	-3.3%
TRANS OUT/(IN) BETW FUNDS	(917)	(477)	(440)	92.2%
NCR/(DECR) IN TEMP RESTRICTED	103	38	65	
NET INCOME/(LOSS)	(2,199)	(1,451)	(748)	
EBITDA	(1,628)	(871)	(756)	86.8%





Summary:

2025 Budget – Approved!

Balanced at breakeven

\$2.3M from 2024 surplus OR reserves





CHURCH AND SCHOOL AUDIT TRACKING

October 31, 2024

Audit Team Summary	Actual	
	10/31/2024	
Church and School Audit Priorities as of: 10/31/2024	#	%
2024	184	100%
Special Requests	6	
Total Audits Completed	127	67%
Total Audits Remaining	63	33%





JEWEL TECH SUPPORT COMING IN 2025

In 2025, we will roll out the Jewel Tech Support for you!

You will have access to Jewel specialists 15 hours a day, 6 days a week, to answer all your Jewel questions.

Sunday-Thursday: 8am – midnight

Friday: 8am – 1 hour before sunset

Saturday: support from after sunset until midnight

Voice Mail: 24/7, 365

They will be available by phone or email.

Please keep an eye out for details in your emails once we have finalized the agreement.





MERRY CHRISTMAS!

May God continue to bless you and your loved ones!

